

RACKING-UK

info@racking-uk.com

www.racking-uk.com

Storage & Workplace Equipment

01621 786630

**ASK US
TO QUOTE**



*Adjustable Bolt-free
Shelving System*

Widespan Racking



Automet



**THERE IS NO
SPACE TOO BIG
TOO SMALL
OR TOO
AWKWARD!**

info@racking-uk.com www.racking-uk.com



Adjustable Bolt-free Shelving System

Widespan shelving has benefited from continuous development to increase its versatility and adaptability. Wide access bays ensure maximum shelf utilization which is vital in document storage. Tyre and garment storage also rely on the high density capabilities offered by Widespan. In museums and art galleries where the facility to select individual artefacts is balanced by the need to maximise limited storage space, Widespan on mobile bases is the solution.

High-bay and multi-tier options are invaluable alternatives to the single tier static and mobile arrangements. With the added bonus of a range of beam profiles, easily adjusted shelf levels and a smooth front face Widespan is both attractive and flexible. A storage system designed for the future, for use today.



Tyrespan in action in a tyre distribution depot.




Widespan is designed and manufactured in accordance with the requirements of ISO9001 and complies with the relevant Storage Equipment Manufacturers Association codes of practice for static and mobile shelving.



High-bay bulk storage.

THERE IS NO SPACE TOO BIG TOO SMALL OR TOO AWKWARD!



Widespan archive box storage.



Plan chests housed in mobile Widespan in a county records office.



Garmex storage serving the retail sector.



An exhaust storage facility.

● *Archive storage*

● *Tyre storage*

● *Garment storage*

● *Automotive parts storage*

● *Artifact storage*

● *Bulk storage*

● *Custom made solutions*

**ASK US
TO QUOTE**

1 End Frames

Pre-assembled frames using high tensile steel rivets.

Height: 1800mm – 4800mm.

Depth: 450mm – 1250mm.

Options: Open & Clad.

2 Beams

Cold rolled section for a high strength to weight ratio.

3 tongue connector for maximum bay stability and rigidity. Width Options: 1200mm – 3000mm



WBB

For 18mm chipboard.
50mm section with an 18mm step.



WSM

For steel shelf panels.
70mm section with a 30mm step.




WCB

For 25mm chipboard.
50mm section with a 25mm step.



WTB

Tubular beam section for Garmex, garment storage system.



WSL

For steel shelf panels.
50mm section with a 30mm step.

3 Beam Tie

All 'stepped' beam sections require a beam tie to eliminate rotation under load.

4 Steel shelf panels

Modular shelf panels for medium and high load capabilities.

5 Chipboard Shelves


18mm & 25mm boards for light duty applications.

6 Tubular Beams

32mm ERW tube for garment hanging storage.

Accessories

- Loose footplates
- Fixed footplates
- Load spreader plates
- Wall ties
- Run spacers
- Two tier brackets
- Oversailing floor plates
- Splice units



Widespan Statistics

Bay capacity: 9525 kgs with beams at 600mm centres.

Beam capacity: ranging up to 1250 kgs UDL (WSM 1200mm)

Pitch adjustment: 50mm

Material finish:
Frames and beams - Epoxy powder coated Blue BS4800 18-E-53

Shelf panels - Epoxy powder coated Grey BS 391C 694

All loads are in Kgs.

All shelf and beam loads are Uniformly Distributed Loads.

All dimensions are nominal and in mm.

In the interest of product development, we reserve the right to alter specifications without notice.

THERE IS NO SPACE TOO BIG TOO SMALL OR TOO AWKWARD!