

speedrax

quick to build quick to deliver



Cantilever bench



Wide access document storage



Speedrax Shelving System

Packing bench



Shortspan shelving



We can supply...



All purpose wide access shelving



All purpose short span shelving



Document storage



Benches

Shelving - speedrax all purpose shelving



Shortspan shelving - with 5 chipboard shelves

Height:	2080mm and 2400mm
Widths:	900mm and 1200mm
Depths:	300mm/450mm/600mm and 900mm
Bay Capacity:	A maximum bay load of 3000kgs with beams at 1000mm centres
Shelf Capacity: (up to 600mm deep)	900mm wide - 375kg (uniformly distributed load) 1200mm wide - 350kg (uniformly distributed load)
Shelf Capacity: (900mm deep)	900mm wide - 200kg (uniformly distributed load) 1200mm wide - 200kg (uniformly distributed load)
Finish:	Posts - Epoxy powder coated blue Beams - Epoxy powder coated grey

Part No.	Dimensions H x W x D	Part No.	Dimensions H x W x D
SM200930/5	2080mm x 900mm x 300mm	SM240930/5	2400mm x 900mm x 300mm
SM200945/5	2080mm x 900mm x 450mm	SM240945/5	2400mm x 900mm x 450mm
SM200960/5	2080mm x 900mm x 600mm	SM240960/5	2400mm x 900mm x 600mm
SM200990/5	2080mm x 900mm x 900mm	SM240990/5	2400mm x 900mm x 900mm
SM201230/5	2080mm x 1200mm x 300mm	SM241230/5	2400mm x 1200mm x 300mm
SM201245/5	2080mm x 1200mm x 450mm	SM241245/5	2400mm x 1200mm x 450mm
SM201260/5	2080mm x 1200mm x 600mm	SM241260/5	2400mm x 1200mm x 600mm
SM201290/5	2080mm x 1200mm x 900mm	SM241290/5	2400mm x 1200mm x 900mm

- Shelving units are supplied complete with 4 plastic feet.
- Chipboard will be self-colour.
- Extra shelves can be added.

Shortspan shelving - with 5 steel shelves

Height:	2080mm and 2400mm
Widths:	900mm and 1200mm
Depths:	300mm/450mm and 600mm
Bay Capacity:	A maximum bay load of 2000kgs with beams at the top and bottom
Shelf Capacity:	125kgs (uniformly distributed load)
Finish:	Posts - Epoxy powder coated blue Beams - Epoxy powder coated grey Shelves - Galvanised

Part No.	Dimensions H x W x D	Part No.	Dimensions H x W x D
SM200930/5G	2080mm x 900mm x 300mm	SM240930/5G	2400mm x 900mm x 300mm
SM200945/5G	2080mm x 900mm x 450mm	SM240945/5G	2400mm x 900mm x 450mm
SM200960/5G	2080mm x 900mm x 600mm	SM240960/5G	2400mm x 900mm x 600mm
SM201230/5G	2080mm x 1200mm x 300mm	SM241230/5G	2400mm x 1200mm x 300mm
SM201245/5G	2080mm x 1200mm x 450mm	SM241245/5G	2400mm x 1200mm x 450mm
SM201260/5G	2080mm x 1200mm x 600mm	SM241260/5G	2400mm x 1200mm x 600mm

- Shelving units are supplied complete with 4 plastic feet.
- Extra shelves can be added.



Galvanised steel shelves for the storage of paints, chemicals and liquids in general.



THERE IS NO SPACE TOO BIG OR TOO SMALL OR TOO AWKWARD!

Wide access shelving – with 3 chipboard shelves

Height:	2080mm/2400mm and 3000mm					
Widths:	1500mm/1800mm/2100mm and 2400mm					
Depths:	450mm/600mm/900mm and 1220mm					
Bay Capacity:	A massive 4250kg with beams at 1000mm centres					
Shelf Capacity:	<table border="0"> <tr> <td>1500mm wide - 700kg</td> <td rowspan="4">} (uniformly distributed load)</td> </tr> <tr> <td>1800mm wide - 675kg</td> </tr> <tr> <td>2100mm wide - 650kg</td> </tr> <tr> <td>2400mm wide - 600kg</td> </tr> </table>	1500mm wide - 700kg	} (uniformly distributed load)	1800mm wide - 675kg	2100mm wide - 650kg	2400mm wide - 600kg
1500mm wide - 700kg	} (uniformly distributed load)					
1800mm wide - 675kg						
2100mm wide - 650kg						
2400mm wide - 600kg						
Finish:	Posts - Epoxy powder coated blue Beams - Epoxy powder coated grey					

Part No.	Dimensions H x W x D	Part No.	Dimensions H x W x D
S201545/3	2080mm x 1500mm x 450mm	S241545/3	2400mm x 1500mm x 450mm
S201560/3	2080mm x 1500mm x 600mm	S241560/3	2400mm x 1500mm x 600mm
S201590/3	2080mm x 1500mm x 900mm	S241590/3	2400mm x 1500mm x 900mm
S2015120/3	2080mm x 1500mm x 1220mm	S2415120/3	2400mm x 1500mm x 1220mm
S201845/3	2080mm x 1800mm x 450mm	S241845/3	2400mm x 1800mm x 450mm
S201860/3	2080mm x 1800mm x 600mm	S241860/3	2400mm x 1800mm x 600mm
S201890/3	2080mm x 1800mm x 900mm	S241890/3	2400mm x 1800mm x 900mm
S2018120/3	2080mm x 1800mm x 1220mm	S2418120/3	2400mm x 1800mm x 1220mm
S202145/3	2080mm x 2100mm x 450mm	S242145/3	2400mm x 2100mm x 450mm
S202160/3	2080mm x 2100mm x 600mm	S242160/3	2400mm x 2100mm x 600mm
S202190/3	2080mm x 2100mm x 900mm	S242190/3	2400mm x 2100mm x 900mm
S2021120/3	2080mm x 2100mm x 1220mm	S2421120/3	2400mm x 2100mm x 1220mm
S202445/3	2080mm x 2400mm x 450mm	S242445/3	2400mm x 2400mm x 450mm
S202460/3	2080mm x 2400mm x 600mm	S242460/3	2400mm x 2400mm x 600mm
S202490/3	2080mm x 2400mm x 900mm	S242490/3	2400mm x 2400mm x 900mm
S2024120/3	2080mm x 2400mm x 1220mm	S2424120/3	2400mm x 2400mm x 1220mm

Part No.	Dimensions H x W x D
S301545/3	3000mm x 1500mm x 450mm
S301560/3	3000mm x 1500mm x 600mm
S301590/3	3000mm x 1500mm x 900mm
S3015120/3	3000mm x 1500mm x 1220mm
S301845/3	3000mm x 1800mm x 450mm
S301860/3	3000mm x 1800mm x 600mm
S301890/3	3000mm x 1800mm x 900mm
S3018120/3	3000mm x 1800mm x 1220mm
S302145/3	3000mm x 2100mm x 450mm
S302160/3	3000mm x 2100mm x 600mm
S302190/3	3000mm x 2100mm x 900mm
S3021120/3	3000mm x 2100mm x 1220mm
S302445/3	3000mm x 2400mm x 450mm
S302460/3	3000mm x 2400mm x 600mm
S302490/3	3000mm x 2400mm x 900mm
S3024120/3	3000mm x 2400mm x 1220mm

- Shelving units are supplied complete with 4 plastic feet.
- Chipboard will be self-colour.
- Extra shelves can be added.



... and don't forget!




Locking studs

To avoid accidental dislodgement and to ensure that beams and side braces are correctly in position, insert the locking stud through the upright.

accessories

Floor fixing bracket



Part No. SFFBA

Used to secure a shelving bay to the floor. The bracket should locate into the bottom slot and will accept a fixing up to 8mm dia. Please note that an FFB should always be used if the height to the top loaded shelf exceeds 4 times the depth of the bay.

Finish: Epoxy powder coated blue.

Joining plate



Part No. SJP1A
in sets of 4

Connect adjacent bays with a joining plate. Position two plates on the front and rear pairs of posts.

Finish: Epoxy powder coated blue.

Assembly mallet



Part No. SM1

ASK US
TO QUOTE

Shelving - speedrax document shelving

Low level document storage



Part No.	Dimensions H x W x D	No. of levels
----------	----------------------	---------------

S091845/2DS 920mm x 1800mm x 450mm 2

The unit above is supplied complete with 10 document boxes, additional boxes can be purchased separately.

S091890/2DS 920mm x 1800mm x 900mm 2

The unit above is supplied complete with 20 document boxes, additional boxes can be purchased separately.

- Uprights will be epoxy powder coated – blue.
- Beams and bracing will be epoxy powder coated – grey.
- Chipboard will be self-colour.
- Document Storage Units are supplied complete with 4 plastic feet.

Shortspan document storage



Part No.	Dimensions H x W x D	No. of levels
----------	----------------------	---------------

SM201245/4DS 2080mm x 1200mm x 450mm 4

The unit above is supplied complete with 18 document boxes, additional boxes can be purchased separately.

SM201290/4DS 2080mm x 1200mm x 900mm 4

The unit above is supplied complete with 36 document boxes, additional boxes can be purchased separately.

- Uprights will be epoxy powder coated – blue.
- Beams and bracing will be epoxy powder coated – grey.
- Chipboard will be self-colour.
- Document Storage Units are supplied complete with 4 plastic feet.



Wide access document storage



Part No.	Dimensions H x W x D	No. of levels
----------	----------------------	---------------

S201845/3DS 2080mm x 1800mm x 450mm 3

The unit above is supplied complete with 30 document boxes, additional boxes can be purchased separately.

S201890/3DS 2080mm x 1800mm x 900mm 3

The unit above is supplied complete with 70 document boxes, additional boxes can be purchased separately.

S201845/4DS 2080mm x 1800mm x 450mm 4

The unit above is supplied complete with 30 document boxes, additional boxes can be purchased separately.

S201890/4DS 2080mm x 1800mm x 900mm 4

The unit above is supplied complete with 70 document boxes, additional boxes can be purchased separately.

- Uprights will be epoxy powder coated – blue.
- Beams and bracing will be epoxy powder coated – grey.
- Chipboard will be self-colour.
- Document Storage Units are supplied complete with 4 plastic feet.



Document storage boxes

All boxes are printed with a 'contents' panel.
450mm(l) x 340mm(w) x 270(h)mm

Packs of 10 supplied flat.
Includes lids.

Part No. SDSB



Double depth box storage is ideal for minimising the space required for long-term storage.

THERE IS NO SPACE TOO BIG OR TOO SMALL OR TOO AWKWARD!

Combi-stor shelving

Height:	2080mm
Width:	1200mm
Depth:	450mm
Shelf capacity:	350kg uniformly distributed load
Bay capacity:	3000kgs
Finish:	Posts - Epoxy powder coated blue Beams - Epoxy powder coated grey
	Standard bays are complete with 6 shelves and 15 x 32 litre 'Stack and Store' containers

Part No.	Dimensions H x W x D
S201245/6CS*	2080mm x 1200mm x 450mm

- Shelving units are supplied complete with 4 plastic feet.
- Chipboard will be self-colour.
- Extra shelves can be added.

Container colour options;

*please suffix Part No. with:



Stack and Store containers

Material:	High grade co-polymer polypropylene
	Choice of three sizes and four colours, supplied in packs of five. Containers stack in use and nest when not in use

Part No.	Dimensions L x W x H	Capacity
PSS15*	380mm x 280mm x 200mm	15 ltr
PSS32*	485mm x 360mm x 250mm	32 ltr
PSS50*	500mm x 375mm x 300mm	50 ltr

Colour options;

*please suffix Part No. with:



Garment hanging racks

Finish:	Posts - Epoxy powder coated blue Beams - Epoxy powder coated grey
	Complete with two hanging rail levels and base shelf for additional storage

Part No.	Dimensions H x W x D
S201260/3GH	2080mm x 1200mm x 600mm
S241260/3GH	2400mm x 1200mm x 600mm

- Shelving units are supplied complete with 4 plastic feet.
- Chipboard will be self-colour.
- Extra shelves can be added.



Workbenches - Speedrax workbenches

Standard benches ▼

Height:	920mm
Widths:	1500mm, 1800mm, 2100mm and 2400mm
Depths:	450mm, 600mm, 900mm and 1220mm
Finish:	Posts - Epoxy powder coated blue Beams - Epoxy powder coated grey



Part No.	Dimensions H x W x D	No. of levels
S091545/2	920mm x 1500mm x 450mm	2
S091560/2	920mm x 1500mm x 600mm	2
S091590/2	920mm x 1500mm x 900mm	2
S0915120/2	920mm x 1500mm x 1220mm	2
S091845/2	920mm x 1800mm x 450mm	2
S091860/2	920mm x 1800mm x 600mm	2
S091890/2	920mm x 1800mm x 900mm	2
S0918120/2	920mm x 1800mm x 1220mm	2
S092145/2	920mm x 2100mm x 450mm	2
S092160/2	920mm x 2100mm x 600mm	2
S092190/2	920mm x 2100mm x 900mm	2
S0921120/2	920mm x 2100mm x 1220mm	2
S092445/2	920mm x 2400mm x 450mm	2
S092460/2	920mm x 2400mm x 600mm	2
S092490/2	920mm x 2400mm x 900mm	2
S0924120/2	920mm x 2400mm x 1220mm	2

- Bench units are supplied complete with 4 plastic feet.
- Chipboard will be self-colour.
- Extra shelves can be added.

Ledge unit bench ▼

Height:	1800mm (920mm working height)
Widths:	1500mm, 1800mm, 2100mm and 2400mm
Depths:	900mm and 1200mm

Part No.	Dimensions H x W x D	No. of levels
SBS181590	1800mm x 1500mm x 900mm	2
SBS181512	1800mm x 1500mm x 1200mm	2
SBS181890	1800mm x 1800mm x 900mm	2
SBS181812	1800mm x 1800mm x 1200mm	2
SBS182190	1800mm x 2100mm x 900mm	2
SBS182112	1800mm x 2100mm x 1200mm	2
SBS182490	1800mm x 2400mm x 900mm	2
SBS182412	1800mm x 2400mm x 1200mm	2

- Bench units are supplied complete with 4 plastic feet.
- Chipboard will be self-colour.
- Extra shelves can be added.



Packing bench ▼

Height:	1800mm (920mm working height)
Width:	1800mm
Depth:	900mm

Part No.	Dimensions H x W x D	No. of levels
SPB181890	1800mm x 1800mm x 900mm	2

- Bench units are supplied complete with 4 plastic feet.
- Chipboard will be self-colour.
- Extra shelves can be added.
- Bench unit is complete with rail and fixing brackets.



Speedrax benches – for maintenance workshops and packing areas.

THERE IS NO SPACE TOO BIG TOO SMALL OR TOO AWKWARD!

◀ Bench with cantilever canopy




Height:	1800mm (920mm working height)
Widths:	1500mm, 1800mm, 2100mm and 2400mm
Depths:	900mm and 1200mm

Part No.	Dimensions H x W x D	No. of levels
SBC181590	1800mm x 1500mm x 900mm	1
SBC181512	1800mm x 1500mm x 1200mm	1
SBC181890	1800mm x 1800mm x 900mm	1
SBC181812	1800mm x 1800mm x 1200mm	1
SBC182190	1800mm x 2100mm x 900mm	1
SBC182112	1800mm x 2100mm x 1200mm	1
SBC182490	1800mm x 2400mm x 900mm	1
SBC182412	1800mm x 2400mm x 1200mm	1


- Bench units are supplied complete with 4 plastic feet.
- Uprights will be epoxy powder coated blue.
- Beams and bracing will be epoxy powder coated grey.
- Chipboard will be self-colour.



All louvre



All square holes



50/50

Part No.	Description	Dimensions W x H
SPLA1500600	Louvred Panel	1500mm x 600mm
SPLA1800600	Louvred Panel	1800mm x 600mm

- Panels will be epoxy powder coated ivory.
- Fixings are supplied.

Part No.	Description	Dimensions W x H
SPPA1500600	Perforated Panel	1500mm x 600mm
SPPA1800600	Perforated Panel	1800mm x 600mm


- Panels will be epoxy powder coated ivory.
- Fixings are supplied.

Part No.	Description	Dimensions W x H
SPPLA1500600	50 / 50 Panel	1500mm x 600mm
SPPLA1800600	50 / 50 Panel	1800mm x 600mm

- Panels will be epoxy powder coated ivory.
- Fixings are supplied.

Square hole spigots and clips

Part No.	Description	Pack Qty
SSWS30S	Single Wire Spigot 30mm long	5
SSWS60S	Single Wire Spigot 60mm long	5
SDWS30S	Double Wire Spigot 30mm long	3
SDWS60S	Double Wire Spigot 60mm long	3
SC18P	18mm Diameter Clip	6
SC24P	24mm Diameter Clip	6



Speedrax light

Part No.	Dimensions
SLF1200	1200mm
SLF1500	1500mm



Under canopy light fitting complete with fluorescent tube.


See overleaf for more accessories

ASK US TO QUOTE


Workbenches - Speedrax accessories

Containers

Colours:	Red, Blue, Green and Yellow
Material:	Metabins are moulded from a high grade, re-cyclable, co-polymer, polypropylene in four popular sizes and four colours
	Metabins are supplied with labels Grey plastic dividers are available in packs of 10 for Metabin type 003 & 004



Part No.	Length	Width	Height	Pack Qty
MX001	163mm	104mm	80mm	50
MX002	237mm	150mm	132mm	24
MX003	278mm	222mm	165mm	12
MX004	280mm	425mm	184mm	6
PCD01G	Dividers for MX003 & MX004			10




Wire hooks

Lengths:	75mm and 150mm
Finish:	Wire hooks have a passivated finish

Part No.	Description	Size	Pack Qty
PLPSS075S	Single Wire Spigot	75mm	10
PLPDS075S	Double Wire Spigot	75mm	10
PLPSS150S	Single Wire Spigot	150mm	10
PLPDS150S	Double Wire Spigot	150mm	10

Spigots

Straight and angled spigots used in conjunction with louvred panels.



Material:	Mild steel
Finish:	Epoxy powder coated ivory

Part No.	Description	Length
PLPSTS30525I	25mm Sq.Tube Straight	305mm
PLPSTS15225I	25mm Sq.Tube Straight	152mm
PLPSTA15225I	25mm Sq.Tube Angled	152mm
PLPSBS30513I	13mm dia.Bar Straight	305mm
PLPSBS15213I	13mm dia.Bar Straight	152mm
PLPSBA15213I	13mm dia.Bar Angled	152mm
PLPSTS30519I	19mm Sq.Tube Straight	305mm
PLPSTS15219I	19mm Sq.Tube Straight	152mm
PLPSTA30519I	19mm Sq.Tube Angled	305mm
PLPSTA15219I	19mm Sq.Tube Angled	152mm


Bench unit

A single louvred panel with 2 No. support legs and fixings.

Material:	Mild steel
Finish:	Panels will be epoxy powder coated ivory with clear passivated legs

Part no.	Height	Width
PLPBU01	450mm	500mm

Metabins are not included.
Please see above for details.



Why not call us for information on our other storage products.



Office Shelving.



Bolt Free Adjustable Shelving.



Small Parts Container System.



Heavy Duty Wide Access Shelving.



Angle Post Shelving.



Rolled Edge Shelving.

THERE IS NO SPACE TOO BIG TOO SMALL OR TOO ANKWARD!